

S. XAN, L. JO‘RAYEV, K. INOGAMOVA

Kids' English



*O‘zbekiston Respublikasi Xalq ta‘limi vazirligi tomonidan
umumiy o‘rta ta‘lim maktablarining 3-sinf o‘quvchilari
uchun mashq daftari sifatida tafsiya etilgan*

Uchinchi nashr



TOSHKENT
«O‘ZBEKISTON»
2017

UO‘K: 811.111(075)
KBK 81.2Ingl
K 40

Mualliflar «Kids’ English 3» o‘quv-metodik majmuasining yaratilishida ko‘rsatgan beminnat yordamlari va bergan qimmatli maslahatlari uchun Britaniya Kengashi direktori hamda Respublika ta’lim markazi mutaxassislariga o‘z minnatdorchiliklarini bildiradilar.

Majmuani sinovdan o‘tkazishda ishtirok etgan respublikamizning barcha maktab o‘qituvchilari va o‘quvchilariga, mazkur majmua bo‘yicha 1–3-sinflar o‘qituvchilarini tayyorlashda ishtirok etgan trenerlarga, shuningdek, Buyuk Britaniya Norvidj til o‘rgatish instituti akademik direktori Rod Bolaytoga, IATEFL vakili Les Kirkxemga, Britaniya Kengashi loyiha bosh menejeri Natalya Sarikovaga, ingliz tili ta’limi bo‘yicha xalqaro maslahatchilar Uendi Arnold, Bern Bryuerton, Di Broton hamda barcha taqrizchilarga tashakkur izhor etadilar.

Ushbu o‘quv-metodik majmua Chet tillarini o‘qitishning innovatsion metodikalarini rivojlantirish Respublika ilmiy-amaliy markazi ishtirokida yaratildi.

Ilmiy maslahatchi:

M.T. Irisqulov

*O‘zbekiston Davlat jahon tillari universiteti qoshidagi
Chet tillarini o‘qitishning innovatsion metodikalarini rivojlantirish
Respublika ilmiy-amaliy markazi bo‘lim boshlig‘i, professor*

**Respublika maqsadli kitob jamg‘armasi
mablag‘lari hisobidan chop etildi.**

ISBN 978-9943-28-222-3

© S.Xan va boshq., 2015, 2016, 2017
© “O‘ZBEKISTON” NMIU, 2015, 2016, 2017

My name _____

My class _____

My school _____



Unit 1 Our family is big.

Lesson 1 I have two sisters.

5a

Look at the pictures and match.
e.g. 1c



Homework

Complete with: grandad, father, granny, sister, mother, brother.

Gaplarni *grandad, father, granny, sister, mother, brother* soʻzlari bilan toʻldiring.

My family

Our family is big. I have one _____. He is 70. I have one _____, too. She is 65. They are good. I have a _____. His name is Sarvar. I have a _____. Her name is Ozoda. I have a _____. He goes to school. I have a _____. She is little.



Unit 1 Our family is big.

Lesson 2 My mum is a teacher.

5 Write in alphabetical order.

good, doctor, farmer, fireman,
pilot, driver, teacher

e.g. *doctor*



Homework

1 Tick the correct answer.

To'g'ri javobni «✓» bilan belgilang.



- She is a doctor.
- She is a housewife.
- She is a fireman.
- He is a driver.
- He is a farmer.
- He is a teacher.
- He is a secretary.
- He is a doctor.
- He is a fireman.



2 Complete the sentences.

Gaplarni tugallang.

My mum is a _____

My dad is a _____

My _____

My _____

Unit 1 Our family is big.

Lesson 3 Are you a driver?

5 Write the sentences.

- 1 mother / his / a doctor / is
- 2 her / is / mother / a teacher
- 3 father / my / a driver / is
- 4 brother / a pilot / is / her
- 5 a cook / uncle / my / is

e.g. 1 *His mother is a doctor.*



Homework

1 Write the sentences. Gaplarni yozing.

- 1 dad / my / is / a driver
- 2 my / is / a cook / brother
- 3 sister / is / his / a doctor?
- 4 you / a pilot / are?
- 5 am / I / a doctor

e.g. 1 *My dad is a driver.*

2 Complete the sentences. Gaplarni tugallang.

My father is _____

My mother is _____

My _____

My _____

Unit 1 Our family is big.

Lesson 4 Project



Homework

1 Complete the table. Jadvalni to'ldiring.

book, pen, farmer,
father, teddy bear, pencil, car,
mother, doctor, album, sister, doll, eraser,
driver, ball, brother, fireman, teacher,
grandad, pencil case, director, granny,
bag, ruler, housewife

Family members:	
Toys:	
Jobs:	
School things:	

2 ✨ Write about your family.

Oilangiz haqida yozing.

e.g. 1 *My mum is a housewife.*

Unit 2 My relatives

Lesson 1 He is my uncle.

2b Complete the sentences with *his* or *her*.

I have a dad. ___ name is Anvar. I have a mum. ___ name is Sevara. I have an uncle. ___ name is Izzat. I have an aunt. ___ name is Indira. They live in Fergana. I have two cousins. Their names are Oybek and Yasmina.

3a Read and write.

e.g. mother — she, father — he, sister _____, brother _____, granny _____, grandad _____, uncle _____, aunt _____, cousin Tom _____, cousin Jessica _____.



Homework

1 Find six words. Write the words.

Oltita so‘z toping. So‘zlarni yozing.

u	q	w	e	b	a	u	n	t
n	a	s	d	r	l	k	j	h
c	z	x	m	o	t	h	e	r
l	c	f	a	t	h	e	r	k
e	v	b	n	h	m	g	h	j
s	i	s	t	e	r	a	e	f
o	a	y	k	r	b	n	n	o

Unit 2 My relatives

Lesson 2 My cousin is older ...

5 Complete the sentences.

I am taller than _____.

I am stronger than _____.

I am older than _____.



Homework

1 Complete the sentences. Gaplarni tugallang.

My _____ is taller than my _____.

_____ is shorter than _____.


_____ is younger than _____.

I am _____ than _____.

2 Look, read and write the names.



Qarang, o'qing va ismlarni yozing.



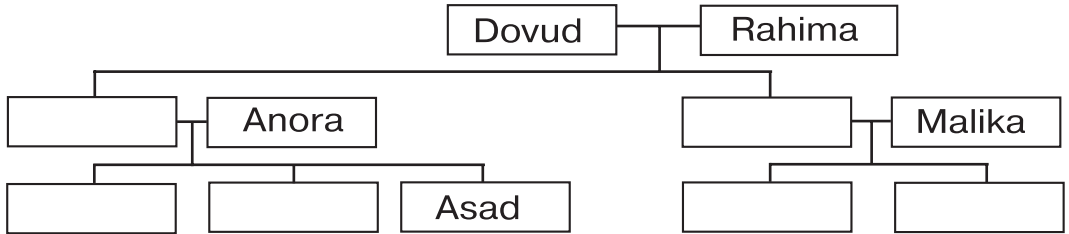
A - _____
B - _____
C - _____
D - _____
E - _____
e.g. F - Kate
G - _____

Kate is taller than Peter. Emma is taller than Kate. Tom is old. Dan is taller than Tom and Molly. Andrew is a baby.

Unit 2 My relatives

Lesson 3 This is my family tree.

3 Look, read and complete.



4a Work in groups of 4. Write puzzles.
e.g. I am taller than Zarina. I am shorter than Aziz. My name is



Homework

Look at Activity 3 and complete the sentences.

3-mashqqa qarang va gaplarni tugallang.

Asad has a grandad and granny. Their names are _____ and _____. Asad has two _____. Their names are Mohira and Kamola. Karim and Anvar are his _____. Their father is older than uncle _____.

Unit 2 My relatives

Lesson 4 Project

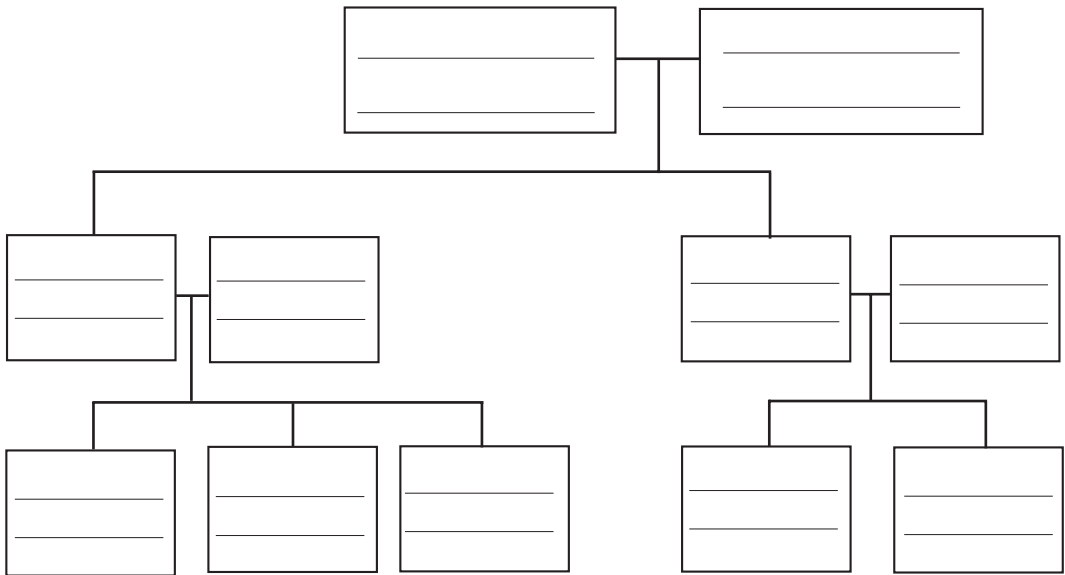
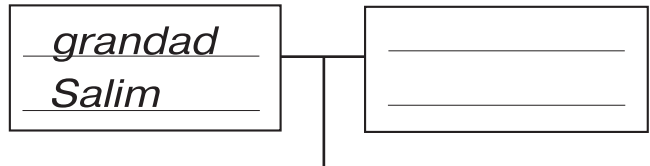


Homework

Complete your family tree.

Oilangizning shajarasini tuzing.


e.g.



Progress check 1

1 Look, read and match.

1) teacher 2) driver 3) director 4) farmer 5) fireman



e.g. 1a

2 Listen and put ✓.

	doctor	cook	farmer	driver	fireman
grandad	✓				
granny					
dad					
mum					
sister					
brother					



3 Complete the sentences.

e.g. I am shorter than my sister.

My dad is older than my _____.

My brother is younger than _____.

My sister is taller than _____.

My uncle is stronger than _____.

My cousin is smaller than _____.

Progress check 1

4 Read and find the picture.

I have four cousins. Aziza, Komila and Lola are older than Sanjar. Sanjar is younger than his sisters.



Unit 3 Our house

Lesson 1 Our house is big and nice.

5 Look and write.



Homework

Find 9 words. Write three sentences.

9 ta so'z toping. Uchta gap yozing.

g	w	t	a	b	l	e	q	w
a	a	c	h	a	i	r	w	i
r	l	k	i	t	c	h	e	n
a	l	p	e	h	r	h	t	d
g	b	e	d	r	o	o	m	o
e	f	l	o	o	r	u	y	w
d	o	o	r	o	g	s	u	i
b	v	c	x	m	z	e	p	o

e.g. *The table is in the kitchen.*

Unit 3 Our house

Lesson 2 What's in the kitchen?

4 Look, read and underline.

There is a big window in the kitchen. The window is small. The door is brown. The door is yellow. There is a fridge on the right. It is grey. The cooker is between the window and the table. The cooker is white. The cooker is black. The fridge is big, it has two doors. The cupboard is on the wall. The cupboard is red. There is a watermelon, three bananas and two apples in the cupboard. There is a vase on the table. The white cat is under the table.



Homework

1 Complete the sentences. Gaplarni tugallang.

Our kitchen is _____ .
The window is _____ .
The door is _____ .
There is a _____ and a _____ .


2 Look and make a puzzle for your friend.

Qarang va o'rtog'ingiz uchun topishmoq yozing.
It's big. It's white. It has a door. It's in the kitchen. (a fridge)

Unit 3 Our house

Lesson 3 It's in the bedroom.

5 Listen and colour.



Homework

Look at Activity 5. Colour. Complete the sentences.

5-mashqqa qarang. Rasmni bo'yang. Gaplarni tugallang.

- 1 The house is _____.
- 2 The door is _____.
- 3 The _____ are blue.
- 4 The _____ is green.
- 5 The _____.

Unit 3 Our house

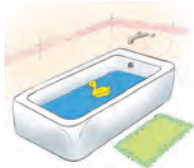
Lesson 4 Project



Homework

Do the crossword. Draw and write.

Krossvordni yeching. Chizing va yozing.



c									
		v							
	k								
b									
		f							
		c							
		h							
b									

It's a _____

Unit 4 My room

Lesson 1 My room is small.



Homework

- 1 Look at 2a in Unit 3 Lesson 1. Complete the sentences.

Unit 3 Lesson 1 2a-mashqqa qarang. Gaplarni tugallang.

e.g. The lamp is *in the living room.* _____
The mirror is _____ .
The bath is _____ .
The fridge is _____ .
The dresser is _____ .
The toilet is _____ .

- 2 Look and find seven words. →

Qarang va 7 ta so'z toping. ↓

p	i	c	t	u	r	e	o
i	r	u	g	k	y	n	a
l	d	r	e	s	s	e	r
l	b	t	f	a	x	m	e
o	m	a	s	r	w	v	b
w	m	i	r	r	o	r	n
o	p	n	c	z	u	a	k
b	l	a	n	k	e	t	w

Unit 4 My room

Lesson 2 The garden is

1b Look, read and complete the sentences.

His name is _____.

There are _____ rooms in the house.

There are _____ and _____ in the garden.

3b Look and complete.

My books are _____.

My bag is _____.

My pencils are _____.

My pencil case is _____.

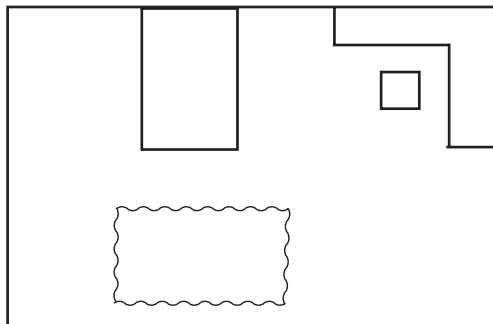
My toys are _____.



Homework

Look at the plan of Akira's room. Draw a plan of your room.


Akiraning xonasi chizmasiga qarang. O'z xonangizning chizmasini chizing.



Unit 4 My room

Lesson 3 Where is ...?

5a Look, listen and colour.

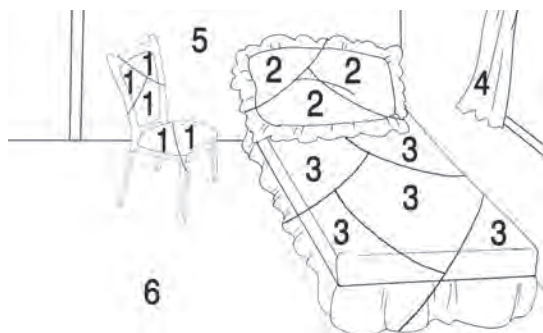



Homework

1 Colour and write.

Bo'yang va yozing.


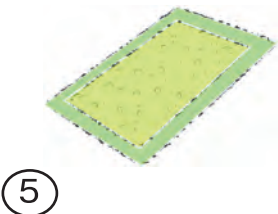


- 1 – pink **e.g. chair** _____
- 2 – red _____
- 3 – blue _____
- 4 – yellow _____
- 5 – green _____
- 6 – brown _____



- 2  **Make a crossword.** Krossvord tuzing.
bed, chair, blanket, pillow, fridge,
bath, cooker, rug, curtain, dresser

Progress check 2

1 Look and write.



e.g. 1 a fridge

2 Look, read and match.

There's a bath
There's a grey fridge
The blanket is
The dresser is
The trees are in
The curtains are


the garden.
on the bed.
in the bathroom.
on the window.
in the kitchen.
in the bedroom.

Progress check 2



3 Read and colour.

The walls in the room are yellow. The blanket is red. The pillow is pink. The curtain is blue. The chair is yellow. The cat is grey.



4 Listen and tick.

	a bedroom	a kitchen	a living room
a brown table			
a white table			
a red chair			
two yellow chairs			
a blue vase			






Unit 5 Nature is beautiful.

Lesson 1 It's sunny. It's hot.

4a Look, read and match.

never	tez-tez
sometimes	doimo, har doim
usually	hech qachon
often	odatda
always	ba'zida, ba'zan

4b Look and write sentences.

 Ali	x	x	x	x
 Lola	✓			
 Amir	✓	✓		
 Tolib	✓	✓	✓	
 Guli	✓	✓	✓	✓

<p>xxxx = never ✓ = sometimes ✓✓ = usually ✓✓✓ = often ✓✓✓✓ = always</p>
--

e.g. *Ali never sings songs.*

Lola _____
 _____ .

Amir _____
 _____ .

Tolib _____
 _____ .

Guli _____
 _____ .

 **Homework** /

➔ 25-betga qarang.

Unit 5 Nature is beautiful.

Lesson 1 It's sunny. It's hot.



Homework

1 Complete the sentences. Gaplarni to'ldiring.

play football, swim, do homework, get up

e.g. I never swim in winter.

I often _____ with my friends.

I usually _____ at 7 o'clock.

I always _____ in the evening.

2 Write about today's weather.

Bugungi ob-havo haqida yozing.

e.g. It is snowy. It is cold. We can ski, skate, play hockey and play snowballs. I like snowy days.

Unit 5 Nature is beautiful.

Lesson 2 My favourite season is

4a Read and complete the sentences.

often, usually, sometimes, never, always

- e.g.** The rain **often** pours in spring.
The rain _____ pours in spring.
The snow _____ falls in winter.
The snow _____ falls in summer.
The sun _____ shines in summer.
The wind _____ blows in autumn.



Homework

1 Read and match.

O'qing va mos gaplarni toping.

- | | |
|-----------------|---------------------|
| The rain pours. | Quyosh charaqlaydi. |
| The snow falls. | Qor yog'adi. |
| The sun shines. | Shamol esadi. |
| The wind blows. | Yomg'ir yog'adi. |

2 Write about your favourite season.

Sevimli faslingiz haqida yozing.

e.g. I live in Uzbekistan. My favourite season is autumn. September, October and November are autumn months. It is usually warm in autumn. It is sometimes cool. The rain often pours in November. We can play games. We can have melons, watermelons, grapes and peaches. I like autumn.

➔ 29-betga yozing.

Unit 5 Nature is beautiful.

Lesson 3 It's a thunderstorm.

1b Look, listen and repeat.



snowstorm



thunderstorm



windstorm



Homework

1 Read and match.

O'qing va mos so'zlarni toping.

thunderstorm

kamalak

snowstorm

qorbo'ron, izg'irin

thunder

momaqaldiroqli bo'ron

windstorm

kuchli shamol, bo'ron

rainbow

momaqaldiroq

2 Read and write.

Qarang va yozing.

e.g. ice + hot = *water*

rain + cold = *snow*

water + cold =

snow + hot =

wind + storm =

rainbow windstorm

ice thunderstorm

snowstorm

rain + sun =

thunder + storm =

snow + storm =

Unit 5 Nature is beautiful.

Lesson 4 Project

3a Work in groups. Look and write about spring, autumn and winter in Uzbekistan.

season	weather	we can	we eat/have
Spring	usually warm, sometimes cool, rain often pours, wind blows, thunderstorm, often rainbow	play tag, play see-saw, play hopscotch, fly a kite, jump a rope, sing and dance, play football, do not swim, plant trees and flowers, celebrate Women's Day and Navruz	strawberries, apricots, cherries, apples, special food: sumalak
Autumn	warm, rain often pours, wind blows, thunderstorm, cool and cold, snow sometimes falls	play tag, play see-saw, play hopscotch, jump a rope, play games, play football, do not swim, celebrate Independence Day and Teachers' Day	grapes, apples, plums, peaches, watermelons, tomatoes, potatoes, onions, carrots, cabbages, pumpkins, cucumbers
Winter	cold, often cloudy, sometimes sunny and warm, snow often falls, rain often pours, never hot	play snowballs, skate, ski, play hockey, do not swim and play football, celebrate New Year's Day and get presents	grapes, bananas, oranges, apples, kiwis

Unit 6 We are small.

Lesson 1 Butterfly, fly!




Homework

1a Match the questions and answers. Savollarga mos javoblarni toping.

- | | | |
|------------------------------|-------|-------------------------------------|
| 1 Are you big? | _____ | a White, yellow, blue, black, grey. |
| 2 What colour are you? | _____ | b Four. |
| 3 Do you have wings? | _____ | c I can fly and dance. |
| 4 How many legs do you have? | _____ | d No, I am not. |
| 5 What can you do? | _____ | f Yes, I do. |

Which insect is it?

Bu qanday hasharot?



1b Choose an insect. Write questions and answers. Ask your friend to match them and guess. Biror hasharotni tanlang. Savol va javoblar yozing. O'rtog'ingizdan savollarga mos javoblarni va hasharotning nomini topishini so'rang.

e.g. 1 Are you small? Yes, I am.

our ... ?
3 Do you have ... ?

4 How many ... ?
5 What can ... ?

➔ 34-betga yozing.

Unit 6 We are small.

Lesson 2 A hungry caterpillar

4a Complete the table.

- 1) butterfly 2) grasshopper 3) ladybird 4) spider
5) mosquito 6) ant 7) bee 8) caterpillar

fast	slow
e.g. 1	3



Homework

1 Write sentences about the caterpillar.

Kapalakqurt haqida gaplar yozing.

e.g. *On Monday, the caterpillar eats one red apple.*

- 1 On Monday, / one red apple. / the caterpillar / eats
2 it eats / On Tuesday, / two yellow pears.
3 three purple plums. / On Wednesday, / it eats
4 four red strawberries. / it eats / On Thursday,
5 On Friday, / five oranges. / it eats
6 a lot of food. / On Saturday, / it eats

2 Write what the insects can do.

➔ 34-betga yozing.

Unit 6 We are small.

Lesson 3 Small – smaller – the smallest

3b Look and write.

(A)



fast

(B)



big



Homework

1

Write what the birds like eating.

Qushlar yeyishni yoqtiradigan narsalarni yozing.

penguins eagles swallows peacocks

fish, insects, corn, birds

e.g. *Penguins like eating fish.*

2

Write what the birds can and cannot do.

Qushlar nima qila olishi va qila olmasligini yozing.

Unit 6 We are small.

Lesson 4 Project

3a Work in groups. Look and write about birds.

birds	country	size	colour	food	can do	cannot do
sparrow	Uzbekistan	small, smaller than swallows	black, white and grey	insects: caterpillars ...	fly, sing, hop, swim	run, climb, walk
eagle	Uzbekistan	big and strong, bigger than roosters	black, brown	snakes, birds, hares, chicks	fly, run, walk, hop	climb, swim, sing
peacock	Uzbekistan	big and strong, bigger than roosters	blue, green and white	corn, grass	fly, run, walk	climb, swim, sing
ostrich	Africa	big, tall and strong, the biggest bird	black and white	corn, grass	run, walk, jump, hop	fly, climb, swim, sing
penguin	Antarctica	big, tall and strong, smaller than ostriches	black and white	fish	run, walk, hop, swim	fly, climb, sing



Homework

Revise Unit 6 and get ready for the revision.

6-bo'limni qayta o'rganib, takrorlash darsiga tayyorlaning.

3 – Kids' English, 3-sinf

Unit 6 We are small.

Lesson 1 Butterfly, fly!



Homework

1b Write questions and answers. Ask your friend to match them and find the insect.

Lesson 2 A hungry caterpillar



Homework

2 Write what the insects can do.
Hasharotlar nima qila olishini yozing.

jump, run, swim,
climb, fly, walk,
hop, bite



e.g. *The ladybird can fly and walk.*

Unit 6 We are small.

Lesson 3 Small – smaller – the smallest



Homework

2 Write what the birds can and cannot do.

Qushlar nima qila olishi va qila olmasligini yozing.

	run	fly	swim	climb	hop	sing	walk
ostrich	✓	x	x	x	x	x	✓
peacock	✓	✓	x	x	✓	x	✓
swallow	x	✓	✓	✓	x	✓	✓
eagle	✓	✓	x	x	✓	x	✓
penguin	x	x	✓	x	✓	x	✓
sparrow	x	✓	✓	✓	✓	✓	x

e.g. *Ostriches can run and walk. They cannot fly, swim, climb, hop and sing.*

Progress check 3

1 Match.

The sun	falls.
The rain	blows.
The wind	shines.
The snow	pours.

2 Choose the correct answer.

- 1 Ostrich is _____ bird.
a) big b) bigger than c) the biggest
- 2 The caterpillar is _____ the ant.
a) slow b) slower than c) the slowest
- 3 In Uzbekistan it _____ rains in spring.
It is _____ hot in summer.
a) often / always
b) never / often
c) usually / sometimes

3 Write four insects and birds you like.

4 Listen and tick.



Unit 7 We are big animals.

Lesson 1 That's a hippo.

2c Look, read and match.




Homework

1a Read, draw and write.

O'qing, chizing va yozing.

I'm big, strong and dangerous. I have strong legs and a long tail. I'm brown, black and white. I have black spots. I can walk, run, climb trees and kill!



1b Draw and write a puzzle.

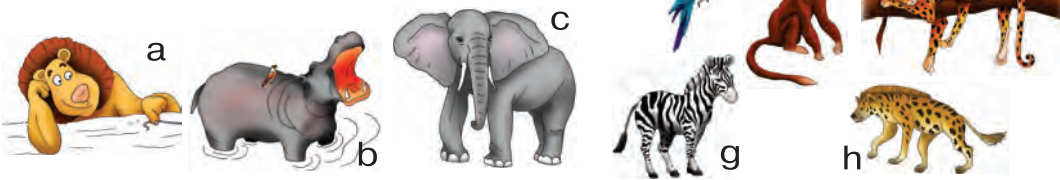
Chizing va topishmoq yozing.

I'm _____.
I have _____.
I can _____.

Unit 7 We are big animals.

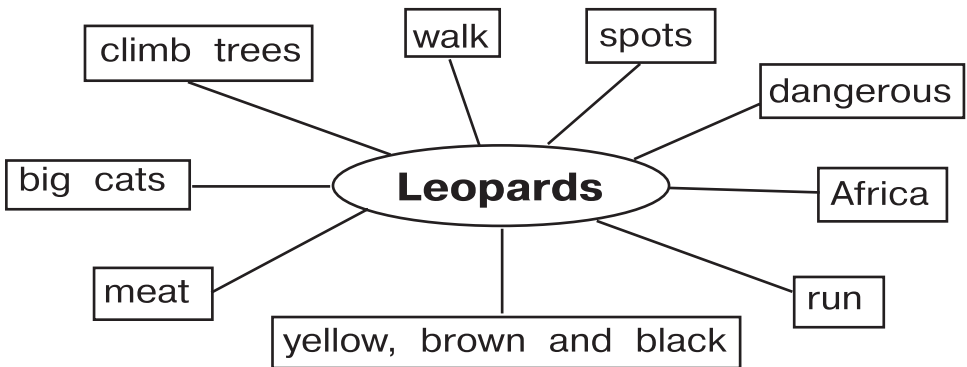
Lesson 2 They're big cats.

3a Look and put in order. d e f



e.g. 1c,

5 Look and complete the sentences.



Leopards are big cats.
They are _____
They have _____
They live in _____
They eat _____
They can _____

 **Homework**

 Page 41

Unit 7 We are big animals.

Lesson 3 Don't touch them!

2b Look, listen and complete.

Zone_____	lions	leopards
Zone_____	hippos	crocodiles
Zone_____	elephants	giraffes
Zone_____	tigers	monkeys

3 Look and write.



These are _____. They are funny and friendly.
These are _____. They are big and dangerous.
They can swim, walk and run.

Those are _____. They are the biggest animals.
Those are _____. They are the smallest birds.
They are beautiful.

Those are _____. They are the biggest monkeys.

5 ✨ Look and write four sentences.

e.g. These are chairs. Those are windows.



Homework



Page 40

Unit 7 We are big animals.

Lesson 3 Don't touch them!



Homework

insects birds

Look at the picture and complete the sentences. Rasmga qarab, gaplarni tugallang.



- 1 These are *grasshoppers*. They are *insects*.
- 2 These are _____. They are _____.
- 3 Those _____. They are _____.
- 4 Those _____. They _____.

Lesson 4 Project



Homework

Revise Unit 7 and get ready for the revision.

7-bo'limni qayta o'rganib, takrorlash darsiga tayyorlaning.

Lesson 2 They're big cats.



Homework

1 Look, read and write.

Rasmlarga qarang, o'qing va yozing.


- 1 This giraffe is young.
- 2 It is small.
- 3 It is short.
- 4 It is not strong.
- 5 Her tail is short.



- 1 This giraffe is ***old.***
- 2 It is _____.
- 3 It is _____.
- 4 It is _____.
- 5 Her tail _____.

2 Draw and write about an animal.

Biror hayvon rasmini chizing va u haqida yozing.



- _____ are _____
- They have _____
- They live in _____
- They eat _____
- They can _____

Unit 8 Hobby

Lesson 1 Do you like dancing?

3 Look, listen and write.

Murod, Madina,
Kate, Alex

- 1) She likes sport. Her name's _____.
- 2) He likes cooking. His name's _____.
- 3) He likes planting flowers. His name's _____.
- 4) She likes music. Her name's _____.

5 Listen and complete the sentences.

Jessica is _____. She lives in London. Her favourite season is _____. Her hobby is _____. She goes skiing on _____ and _____. She likes playing _____ games too.



Homework

Complete the sentences. Gaplarni tugallang.

e.g. I like *planting flowers*.

- 1 I like _____
- 2 My mum likes _____
- 3 My dad likes _____
- 4 My grandad _____
- 5 My granny _____

Unit 8 Hobby

Lesson 2 “Happy days” club

2 Look, read and write.

1 Tom likes sport. His hobby is _____.

2 Sally likes playing chess. Her hobby is _____

_____.

3 Look, read and match.

interesting	shaxmat o‘ynamoq
club	qiziq
play chess	chempion
champion	to‘garak, klub

5 Read and complete the card.

“Happy Days” Club Card	
Name:	_____
Birthday:	_____
School:	_____
Class:	_____
Teacher:	_____
Hobby:	_____
Favourite sport:	_____



Homework

Copy “Happy days” Club card in Activity 5. Write about yourself. 5-mashqdagi “Happy days” to‘garak kartochkasini ko‘chirib oling va o‘zingiz haqin-gizda yozing.

Unit 8 Hobby

Lesson 3 Can you do kurash?

2 Look, read and match.

e.g. 1c

3a Look and write three questions.

swim	do kurash	play tennis
dance	do karate	play football
sing	do taekwondo	play basketball

e.g. Can you swim? Can you do kurash? Can you play tennis?



Homework

Complete the sentences. Use the words from the box.

Jadvaldagi soʻzlardan foydalanib, gaplarni tugallang.

swim	do kurash	play tennis
dance	do karate	play football
sing	do taekwondo	play basketball

My uncle can _____

My aunt can _____

My cousin can _____

My _____

My _____

Unit 8 Hobby

Lesson 4 Project

3a Work in groups of 5. Play “Find someone who ...”.

		name
1		
2		
3		
4		
5		



Homework

1 Complete the sentences. Gaplarni tugallang.

Our group has _____ girls and _____ boys.

Our first favourite hobby is _____.

_____ boys and girls like it.

Our second favourite hobby is _____.

_____ boys and girls like it.

Our third favourite hobby is _____.

_____ boys and girls like it.

2 Revise Unit 8 and get ready for the revision.

8-bo'limni qayta o'rganib, takrorlash darsiga tayyorlaning.

Progress Check 4

1 Look and complete the sentences.

strong, small, fast, big,
funny, dangerous

e.g. *It is a lion. It is big and strong.* _____

It is a hippo. It is _____

It is a mandrill. It is _____

It is a hyena. It is _____

It is a leopard. It is _____

2 Read and match.

Spider monkeys are	climb the trees.
Mandrills are	have got spots.
Hippos are	have got stripes.
Leopards	the biggest monkeys.
Zebras	big and funny.
Leopards can	small and friendly.

3 Complete the sentences.

My hobby is _____.

This is my dad. His hobby is _____.

This is my mum. Her hobby is _____.

Unit 9 On the telephone

Lesson 1 What's your telephone number?



Homework

1 Read and match. O'qing va mos tarjimani toping.

telephone

mobile phone

What's your telephone number?

What's your mobile phone number?

uyali telefon

telefon

Uyali telefon raqam-ingiz necha?

Telefon raqamingiz necha?

2 Write the dialogue in order.

Dialogni tartib bo'yicha yozing.

(1) **Ring, ring.**

(2) **Guli:** Bye-bye.

(3) **Guli:** I'm sorry. He's not at home now.

(4) **Ali:** When's he at home?

(5) **Guli:** Hello.

(6) **Ali:** What's his mobile phone number?

(7) **Guli:** At four o'clock.

(8) **Ali:** Hello. Is Anvar there?

(9) **Guli:** 5743839.

(10) **Ali:** Thanks. Bye.

e.g. 1, 5

Unit 9 On the telephone

Lesson 2 Can I talk to Jasur, please?

1a Work in pairs. Read and match.

e.g. *1b*

2b Listen again and circle the correct word.

Zumrad phones *a) Jasur b) Botir c) Zumrad.*

Jasur and Zumrad are friends at *a) sports club b) school c) chess club.*

Jasur and Zumrad are *a) sisters b) brothers c) friends.*



Homework

1 Complete the dialogue. Dialogni to'ldiring.

Ring, ring. Madina: Hello.

Murod: Hi. Can I talk to Nilufar, please?

Madina: _____ me, who's this?

Murod: _____. I'm _____ friend from school.

Madina: Sorry, _____ not at home.

Murod: What's _____ mobile phone number?

Madina: It's _____.

Murod: Thanks, bye.

Madina: OK, _____.

2 Complete the sentences. Gaplarni tugallang.

I am at home now. My mother is _____. My father is _____. My sister _____
_____. My little brother _____
_____.

Unit 9 On the telephone

Lesson 3 I'm talking on the phone.

3a Look, read and match.

e.g. *1e*




Homework

1 Read and draw.

O'qing va rasm chizing.

There is a playground. A boy is flying a kite. Two girls are jumping a rope. This is me. I am playing with a dog.



2 Look and write sentences. Rasmga qarang va gaplar yozing.

cap, T-shirt,
skirt, trainers,
hat, shirt, dress,
trousers, shorts,
tights, jeans,
sunglasses



e.g. 1) The girl is wearing a purple hat and a purple dress.

2) _____

3) _____

4) _____

5) _____

Unit 9 On the telephone

Lesson 4 Project

2a Work in 2/4 groups. Discuss and write your text.

Group A: You are Rashid. You and your friends (Malika, Sanjar and Iroda) are in Registan Square in Samarkand. Write what you are doing now. Begin with: *We are in Registan Square with ...*

Group B: You are Farrukh. You are at home in Tashkent. Write what you are doing at home now. Begin with: *I am at home. ...*



Homework

Revise Unit 9 and get ready for the revision.

9-bo'limni qayta o'rganib, takrorlash darsiga tayyorlaning.

Unit 10 Plants

Lesson 1 Water, forest, mountain, desert

3c Listen and write.

flower, animal, bird, insect, tree, fish, plant, bear

desert	water	mountain



Homework

Complete the table. Jadvalni to'ldiring.

Insects: butterfly, grasshopper, ladybird, mosquito, ant, caterpillar

Birds: sparrow, eagle, peacock, swallow, ostrich, penguin, humming bird, duck, parrot

Animals: goat, elephant, monkey, tiger, bear, frog, crocodile, hare, wolf

forest	desert	water	mountain
e.g. <i>bear, wolf</i>			

Unit 10 Plants

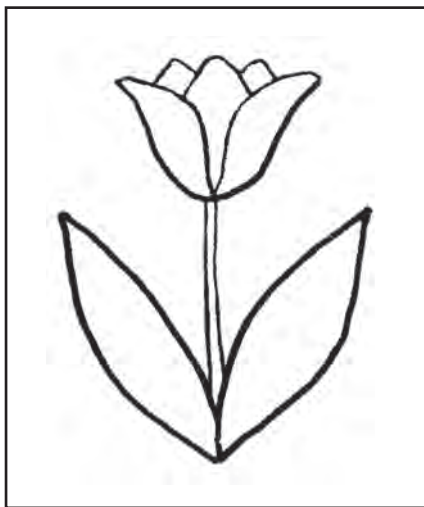
Lesson 2 Trees and flowers



Homework

1 Read, complete and colour the picture.

O'qing, gaplarni to'ldiring va rasmni bo'yang.



leaves, need,
flower

This is a tulip. It is small. The _____ is red and beautiful. The _____ are big and green. You can see it in spring. We have tulips on mountains and in our gardens. They _____ water, air and sun to live.

2  **Draw a flower on the third page of your booklet and write about it.**

Kitobchangizning uchinchi sahifasiga biror gul rasmini chizing va u haqida yozing.

Unit 10 Plants


Lesson 3 What's in your garden?



Homework

1 Read, complete and colour the picture.

O'qing, gaplarni to'ldiring va rasmni bo'yang.



tall, strong,
big, small,
green

This is a willow tree. It is _____ and _____.
The leaves are _____ and _____. The
branches are not _____. We have willows on
mountains, in forests and in our gardens. They
need water, air and sun to live.


2 Draw an apple tree in your booklet and write about it.

Kitobchangizga olma daraxtini chizing va u haqida yozing.

Unit 10 Plants

Lesson 4 Project

3a Read, complete and colour.



air
mountains
water
forests
gardens
sun

This is a fir tree. It is big. The branches are long. It is always green. We have fir trees on _____, in _____ and in our _____.
Fir trees need _____, _____ and _____ to live.




Homework

Revise Unit 10 and get ready for the revision.

10-bo'limni qayta o'rganib, takrorlash darsiga tayyorlaning.

Progress Check 5

1 Look at the pictures and write.



The boys (take photos) **e.g.** *The boys are taking photos.*

Vasila and Adiba (talk on the phone) _____

The teacher (look at Vasila) _____

Lola (look at the trees and flowers) _____

Lola (eat an ice-cream) _____

Progress Check 5



2 Read and complete the table.

- 1) tulip 2) sparrow 3) sunflower 4) eagle 5) peacock
 6) swallow 7) ostrich 8) goat 9) humming bird
 10) penguin 11) butterfly 12) elephant 13) parrot
 14) monkey 15) grasshopper 16) mulberry 17) tiger
 18) bear 19) ant 20) duck 21) crocodile 22) ladybird
 23) mosquito 24) rose 25) lion 26) zebra 27) giraffe
 28) horse 29) wolf 30) caterpillar 31) willow 32) fir

animals	birds	insects	trees and flowers
8	2	11	1

3 Listen and write 1, 2, 3, 4.









Unit 11 Health and hygiene

Lesson 1 Brush your teeth.

2a Look, read and match.

1 face, 2 eye,
3 nose, 4 ear, 5 hair,
6 head, 7 hand,
8 leg

a qo'l, b soch,
c oyoq, d quloq,
e ko'z, f bosh,
j yuz, h burun

e.g. 1j

4a Listen, repeat and number the pictures.



Homework

1 Write three sentences. Uchta gap yozing.

I	am	tall short	
	have	black brown long short	hair eyes

e.g. *I am short. I have black hair.
I have brown eyes.*

2 Write about a girl/boy. Do not write the name. Qiz/o'g'il bola haqida yozing. Ismini yozmang.
e.g. *He is tall. He has brown hair. His eyes are black.*

Unit 11 Health and hygiene

Lesson 2 I love swimming.

2a Look, read and match.

shampoo	tish pastasi
soap	gel
gel	tish cho'tkasi
tooth paste	shampun
tooth brush	taroq
comb	sovun


4 Listen and complete the sentences.

- 1) Sherzod is a champion in _____.
- 2) He swims in the morning on _____ and _____.
- 3) He swims in the evening on _____ and _____.



Homework

- 1 Write three sentences. Uchta gap yozing.
e.g. I wash my hands with gel.
-
-

- 2  What is in your bathroom? Complete the table. Yuvinish xonangizda nimalar bor? Jadvalni to'ldiring.

shampoo	✓
gel	
soap	
tooth paste	
tooth brush	

Unit 11 Health and hygiene

Lesson 3 Healthy, unhealthy



Homework

1 Complete the table. Jadvalni to'ldiring.

apples, pears, tomatoes, water, Cola, Fanta, lemons, honey, carrots, swimming, brushing teeth, playing computer games, watching TV, sweets

healthy	unhealthy
e.g. apples	

2 Look at the picture and write.

Rasmga qarang va gaplar yozing.



e.g. This is our bathroom.
There is a big mirror, ...

My dad is combing...

Unit 11 Health and hygiene

Lesson 4 Project

2 Look, read and write.

Don't eat _____

Don't drink _____

Eat _____

Drink _____



Homework

1 Complete the sentences. Gaplarni tugallang.

I wash my face with _____

I brush my teeth _____

I wash my hands _____

2 Revise Unit 11 and get ready for the revision.

11-bo'limni qayta o'rganib, takrorlash darsiga tayyorlaning.

Unit 12 Transport

Lesson 1 I like my bike.

5 Look and read. Draw and write.

This is my bike. It is pink and white. I like my bike. It is beautiful.





Homework

Draw and write. Chizing va yozing.
e.g. *It is a motorbike. It is red. It is fast.*



Unit 12 Transport
Lesson 2 This train is fast.

3 Look and write.
 e.g. *Planes are faster than trains.*
 Helicopters are _____ than planes.
 Trains are _____ than horses.
 Motorbikes are _____ cars.
 Tractors are _____ than minivans.

5 Play “Funny dictation”.

 **Homework**

Look and do the crossword.
 Rasmlarga qarab, krossvordni to‘ldiring.



				t					
				r					
				a					
				n					
				s					
				p					
				o					
				r					
				t					

Unit 12 Transport

Lesson 3 I go to school by minivan.

3a Look and write three sentences.

I We They	go to school	by bus. by minivan. by car.
He She	goes to school	by bike. on foot.

e.g. I go to school by bus.

My friend goes to school

My teacher _____

4a Work in groups. Play “Find someone who”.

e.g. I go to school on foot.

	name	by bus	by bike	by minivan	on foot
1					
2					
3					
4					



Homework /




Page 65

Unit 12 Transport

Lesson 4 Project

3 Make a class graph.



Homework

1 Complete the sentences. Gaplarni to'ldiring.

There are _____ pupils in our class. We have _____ boys and _____ girls. _____ boys and _____ girls go to school

2 Revise Unit 12 and get ready for the revision.

12-bo'limni qayta o'rganib, takrorlash darsiga tayyorlaning.

Unit 12 Transport

Lesson 3 I go to school by minivan.



Homework

- 1 Complete the sentences. Use the words from the box.** Jadvaldagi so'zlardan foydalanib, gaplarni tugallang.

I We They	go to school	by bus. by minivan. by car.
He She	goes to school	by bike. on foot.

My friends go to school _____

My sister _____

My cousin _____

My _____

My _____

- 2 Write the sentences.** Gaplar yozing.

1) I go / by bus. / to school

2) on foot / My friends / go to school.

3) by minivan / go to school. / My cousins

4) goes to school / by bike. / My sister

5) My brother / by motorbike. / goes to school

Progress Check 6

1 Complete the sentences.

- 1 Planes are faster than _____.
- 2 Trains are faster than _____.
- 3 Horses are slower than _____.
- 4 Bikes are slower than _____.

2 Choose the correct word.



- | | | |
|----------------|----------------|----------------|
| a) fast | a) fast | a) fast |
| b) faster | b) faster | b) faster |
| c) the fastest | c) the fastest | c) the fastest |

3 Listen and put ✓.

	by bike	by bus	by minivan	on foot
Sanjar				
Kamol				
Sevara				
Nilufar				



4 Complete the sentences.

- 1 I go to school _____.
- 2 My friend goes to school _____.
- 3 My cousins go to school _____.
- 4 My teacher goes to school _____.

Unit 13 We live in Uzbekistan.

Lesson 1 My uncle lives in Bukhara.

6 ✨ Look and write.



e.g. *money, a rucksack,*



Homework




Page 71

Unit 13 We live in Uzbekistan.

Lesson 2 Our village is beautiful.

3a Draw the place you live.



Homework

Write about your village/town/city.

Use the words in the cloud. Qishlog'ingiz, shahringiz haqida yozing. Bulutdagi so'zlarni ishlating.



I live in _____.

There is a _____.

Unit 13 We live in Uzbekistan.

Lesson 3 What's in your street?

3a Work in pairs. Look, read and find the place.



Homework

You are going to your aunt. What do you take? Siz xolangiznikiga bormoqchisiz. O'zingiz bilan nimalarni olasiz?



e.g. I take a rucksack,

Unit 13 We live in Uzbekistan.

Lesson 4 Project



Homework

Draw your bedroom. Write five sentences.

Yotoqxonangiz rasmini chizing va beshta gap yozing.

on, under, next to,
between, opposite, on the left,
on the right

e.g. *This is my bedroom. There is a table next to the door.*

Unit 13 We live in Uzbekistan.

Lesson 1 My uncle lives in Bukhara.



Homework

1 Complete the sentences. Gaplarni to'ldiring.

e.g. 1 I live a) the village.

a) in b) on c) at

2 Our village _____ beautiful.

a) am b) is c) are

3 My aunt _____ a doctor.

a) am b) is c) are

4 She _____ in school.

a) working b) work c) works

5 I _____ a cousin.

a) have b) has

6 My cousin _____ a parrot.

a) have b) has

2 Write the sentences. Gaplarni yozing.

My uncle a farmer is e.g. My uncle is a farmer.

works He on a farm. _____

There many are on animals the farm.

Sundays. uncle I my on help

Unit 14 The world of stories

Lesson 1 Cartoons

5 Look at the pictures and match.

e.g. 1f

6 Read, guess and write.

1) I like climbing. I'm a _____

2) I like meat. I'm a _____

3) I like corn. I'm a _____

4) I like grass. I'm a _____



Homework

Draw the hero of your favourite cartoon. Write the name of the cartoon. Sevimli multfilmingiz qahramonining rasmini chizing. Multfilming nomini yozing.

Unit 14 The world of stories

Lesson 4 Project

2b Write a story.



e.g. Group 1: *A boy has a dog and a donkey.
The boy likes his ...*

Progress Check 7

1 Look and complete with: in, under, between, next to, on.

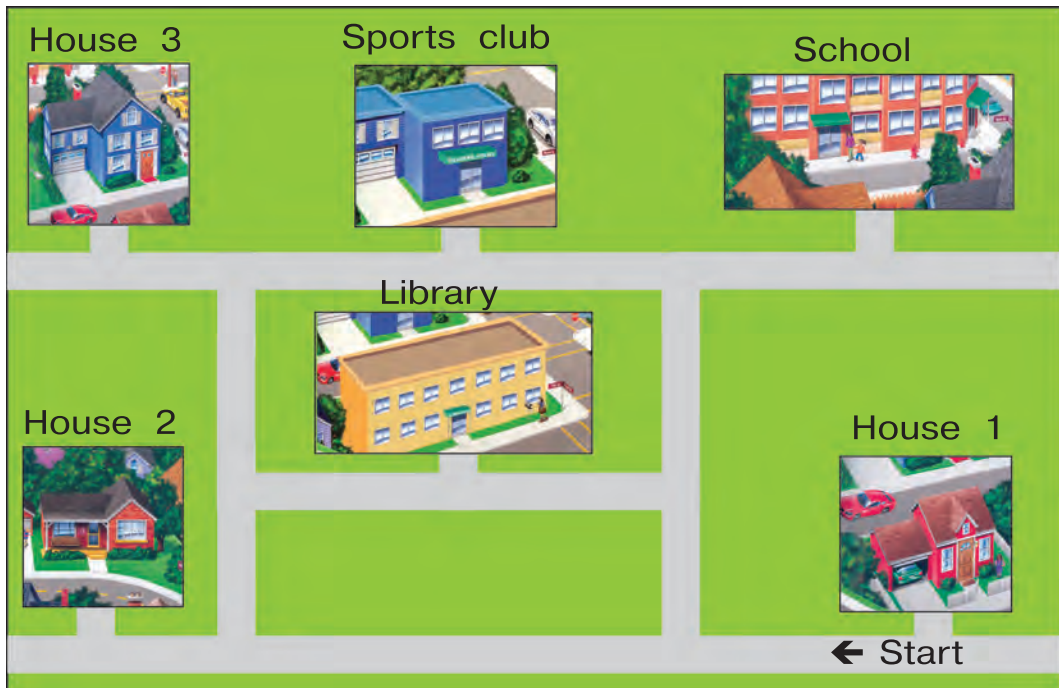
- 1) The eagle is _____ the tree.
- 2) The sparrow is _____ the swallow.
- 3) The swallow is _____ the sparrow and humming bird.
- 4) The ants are _____ the table.
- 5) The ostrich is _____ the table.
- 6) The ladybird is _____ the table.



Progress Check 7

2 Look, read and draw.

- 1) Go straight. Turn right. Go straight. Turn left. You are next to the library.
- 2) Go straight. Go to House 2. Turn right. Go straight. Turn left. You are next to House 3.



3 Listen and put ✓.

	Bu- khara	Samar- kand	Tash- kent	reading books	watching TV	playing com- puter games
farmer						
teacher						
pupil						

Progress Check 8

4 Look and write.

These are _____

These are _____

Those are _____

Those are _____



5 Read and underline.

This is my hippo/lion.
It has a big/small head.
It has long/short legs.
It has a big mouth/eyes.
It has small ears/a mouth.

6 Complete the telephone talk.

- Hello. Can I _____ to Mary, please?
- Hello. Excuse _____, who's this?
- I'm Tom. Do _____ want to go to the zoo?
- When?
- _____ Sunday.
- OK.



Kids' English: o'quv nashri. 3-sinf. S. Xan [va boshq.]. —
K 40 Toshkent: «O'zbekiston», 2017. —80 b.

ISBN 978-9943-28-222-3

UO'K: 811.111(075)
KBK 81.2Ingl

O'quv nashri

Svetlana Xan, Lutfullo Jo'rayev, Klara Inogamova

Kids' English

Umumiy o'rta ta'lim maktablarining 3-sinfi uchun mashq daftari

Rassomlar: *A. Chaplenko, V. Khalilova, Yu. Gabzalilov*

Muharrirlar: *K. Inogamova, A. Ziyadov*
Dizayner va badiiy muharrir *H. Qutluqov*
Texnik muharrir *T. Xaritonova*
Musahhih *M. Ishonxonova*
Kichik muharrir *D. Xolmatova*
Kompyuterda sahifalovchi *G. Qulnazarova*

Nashriyot litsenziyasi AI №158, 14.08.2009.

Bosishga 2017-yil 12-aprelda ruxsat etildi. Qog'oz formati 70x90¹/₁₆.
Ofset qog'oz. «Virtec Pragmatica Uz» garniturada ofset usulida bosildi.

Kegli 14,12. Shartli bosma tabog'i 5,85. Nashr tabog'i 6,72.

Adadi 491434 nusxa. Buyurtma №17-225.

O'zbekiston Matbuot va axborot agentligining
«O'zbekiston» nashriyot-matbaa ijodiy uyi.
100011, Toshkent, Navoiy ko'chasi, 30.

Telefon: (371) 244-87-55, 244-87-20.

Faks: (371) 244-37-81, 244-38-10.

e-mail: uzbekistan@iptd-uzbekistan.uz

www.iptd-uzbekistan.uz